



ENERG

енергия · ενέργεια



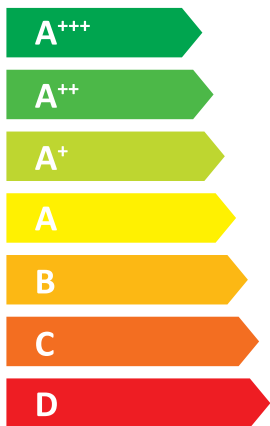
NETSU®

AS-NET-ODU-06-1PH
AS-NET-IDU-60-1PH



55 °C

35 °C



38dB



58dB

4.3

6.3

5.1
kW

5.6

6.8

6.1
kW





ENERG

енергия · ενέργεια



NETSU®

AS-NET-ODU-08-1PH
AS-NET-IDU-100-3PH



55 °C

35 °C



42dB



59dB





ENERG

енергия · ενέργεια



NETSU®

AS-NET-ODU-12-3PH
AS-NET-IDU-160-3PH



55 °C

35 °C



43dB



64dB





ENERG

енергия · ενέργεια



NETSU®

AS-NET-ODU-10-1PH
AS-NET-IDU-100-3PH



55 °C


35 °C



42dB



60dB






ENERG

енергия · ενέργεια



NETSU®

AS-NET-ODU-14-3PH
AS-NET-IDU-160-3PH



55 °C

35 °C



43dB



65dB

■ 11.0
■ 14.0
■ 13.7
kW

■ 12.6
■ 15
■ 12.1
kW






ENERG

енергия · ενέργεια



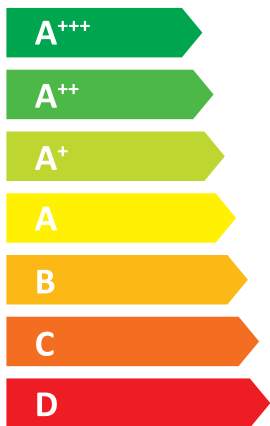
NETSU®

AS-NET-ODU-16-3PH
AS-NET-IDU-160-3PH



55 °C

35 °C



43dB



65dB

■ 11.8
■ 14.0
■ 13.8
kW

■ 13.7
■ 14.0
■ 13.1
kW

